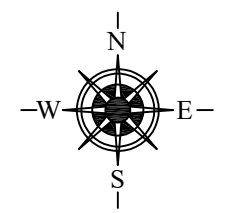
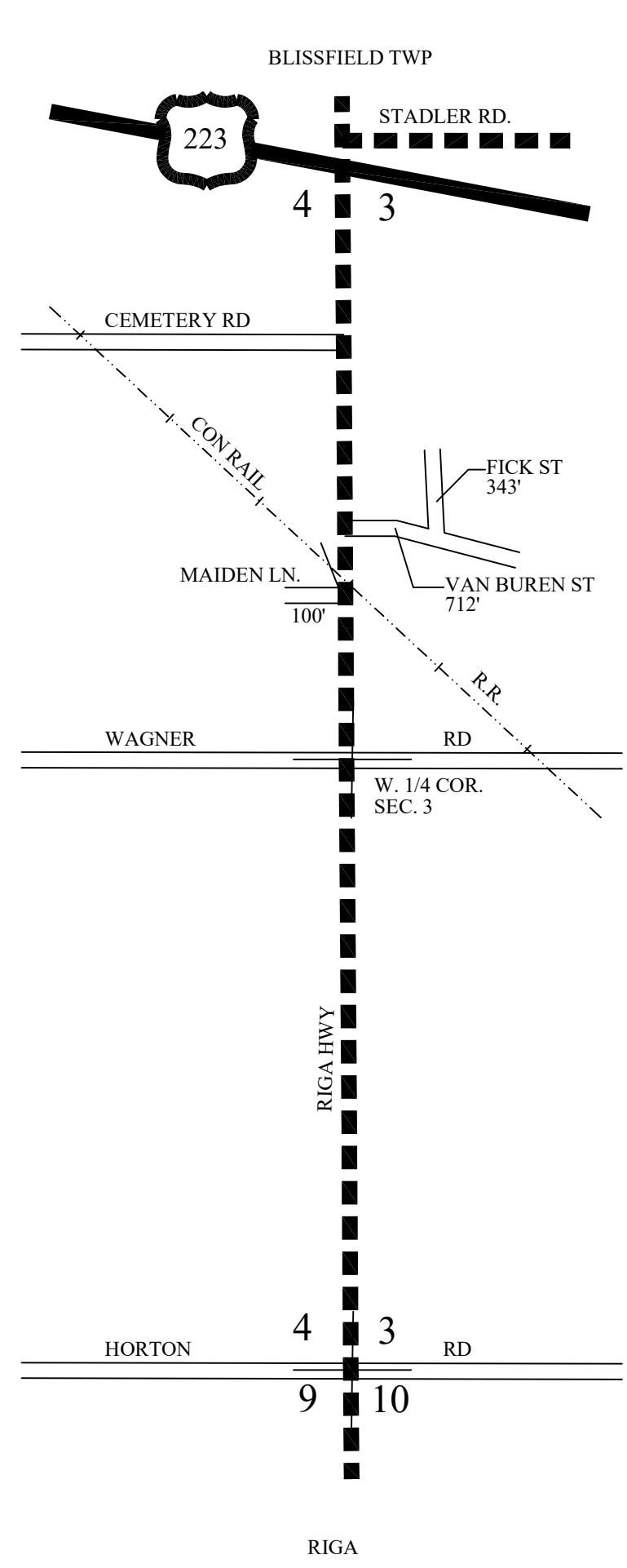


- COUNTY LINE
- CORPORATE LIMITS
- STATE TRUNKLINE
- COUNTY PRIMARY
- COUNTY LOCAL
- AJACENT COUNTY
- CITY OR VILLAGE STREETS

PRIMARY ROAD SYSTEM IS 33.33 MILES
 LOCAL ROAD SYSTEM IS 67.30 MILES

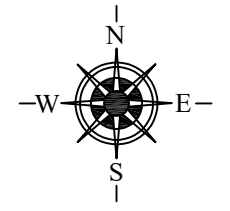
RIGA TWP





- COUNTY LINE
- CORPORATE LIMITS
- STATE TRUNKLINE
- COUNTY PRIMARY
- COUNTY LOCAL
- AJACENT COUNTY
- CITY OR VILLAGE STREETS

TOTAL FEET 1155' EQUALS 0.22 MILES



TOWNSHIP RIGA
 SECTION 3 & 4 T 8S R 5E
 COUNTY LENAWEE 46

SHEET 102